

# THE ECONOMISTS' OCCUPATIONAL PENSION BALANCED FUND

HCMC's License: 24/840/16.7.2008

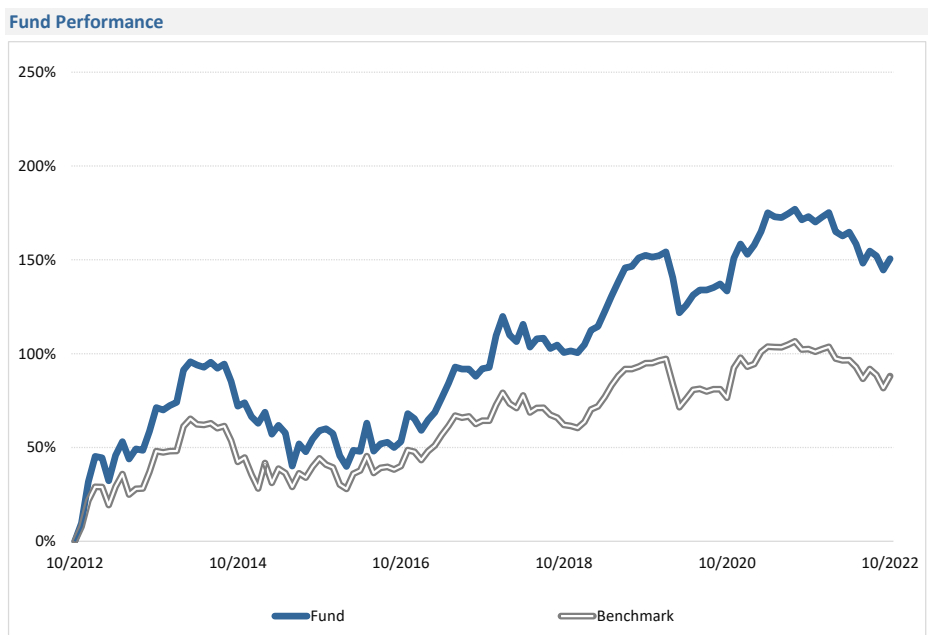


Monthly Update | November 2022

## Investment Objective

THE ECONOMISTS' OCCUPATIONAL PENSION Balanced Fund is an open-end fund incorporated in Greece. The Fund's objective is to achieve capital growth through capital appreciation and income. The Fund invests primarily in listed companies and generates income through a diversified portfolio of equities, government and corporate bonds, deposits and money market instruments.

| Fund facts                    |  |
|-------------------------------|--|
| Legal Form                    | UCITS  |
| Inception Date                | 7/8/2008   |
| Investment Horizon            | 3 years +  |
| Category                      | Balanced Fund                                    |
| Benchmark                     | 30% ASE + 30% BCEC1T Index + 40% LEB2TREU Index* |
| Fund Manager (since 7/8/2008) | Iossif Papadogiannis                             |
| Fund Manager                  | Dimitris Dalipis, CFA                            |
| Fund Size                     | € 18,024,906.00                                  |
| Net Unit Price                | € 19.1046  |
| Class Currency                | EUR  |



|                  | Cumulative Performance |        |         |         |          | Annualized Performance     |         |         |          |                            |
|------------------|------------------------|--------|---------|---------|----------|----------------------------|---------|---------|----------|----------------------------|
|                  | YTD                    | 1 Year | 3 Years | 5 Years | 10 Years | Full Years since inception | 3 Years | 5 Years | 10 Years | Full Years since inception |
| <b>Fund</b>      | -8.15%                 | -8.24% | -0.71%  | 30.49%  | 150.57%  | 102.87%                    | -0.24%  | 5.47%   | 9.62%    | 5.18%                      |
| <i>Benchmark</i> | -7.10%                 | -7.11% | -3.56%  | 14.46%  | 88.01%   | 19.08%                     | -1.20%  | 2.74%   | 6.52%    | 1.26%                      |

Data as at 31/10/2022

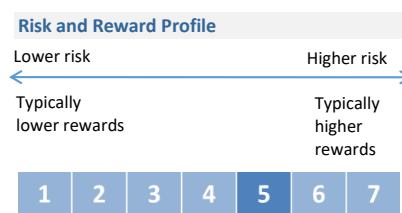
### Calendar Performance

|                  | 2012   | 2013   | 2014   | 2015   | 2016  | 2017   | 2018   | 2019   | 2020  | 2021  |
|------------------|--------|--------|--------|--------|-------|--------|--------|--------|-------|-------|
| <b>Fund</b>      | 56.53% | 30.77% | -3.43% | -5.39% | 5.06% | 26.76% | -4.36% | 25.78% | 2.48% | 5.56% |
| <i>Benchmark</i> | 36.02% | 21.61% | -8.43% | 2.75%  | 6.01% | 16.91% | -7.07% | 22.33% | 0.77% | 2.33% |

### Statistics

|                              | 1 Year | 3 Years | 5 Years |
|------------------------------|--------|---------|---------|
| Beta                         | 1.00   | 0.80    | 0.86    |
| Standard Deviation Fund      | 7.63%  | 8.50%   | 8.32%   |
| Standard Deviation Benchmark | 7.32%  | 10.09%  | 8.93%   |
| Tracking Error               | 2.05%  | 3.23%   | 3.51%   |
| Information Ratio            | -0.55  | 0.88    | 4.57    |

Data as at 31/10/2022



\*Benchmark's History: 30% ASE + 30%BCEC1T + 40% LEB2TREU since 01/08/2022. 30% ASE + 30%BCEC1T + 40% SBWMEU1L up to 29/07/2022. 30% ASE + 30% SBGRL + 40% SBWMEU1L up to 31/12/2012. 30% ASE + 30% SBEB + 40% SBWMEU1L up to 31/03/2010.

|             |                        |
|-------------|------------------------|
| ISIN Code   | GRF000067006           |
| Bloomberg   | ECONOPA GA             |
| Data Source | ALPHA TRUST, Bloomberg |
| Data as at  | 31/10/2022             |

It is pointed out that updated performances of the Fund are available on the company's website in the [Information Material](#) section, which you refer.

# THE ECONOMISTS' OCCUPATIONAL PENSION BALANCED FUND

HCMC's License: 24/840/16.7.2008



Monthly Update | November 2022

## Portfolio Breakdown

### Asset Class Breakdown

|          |        |
|----------|--------|
| Bonds    | 39.26% |
| Equities | 24.65% |
| Cash     | 22.30% |
| Tbills   | 13.78% |

### Industry Exposure (Equity portfolio)

|                        |       |
|------------------------|-------|
| Financial              | 8.12% |
| Consumer, Cyclical     | 4.07% |
| Consumer, Non-cyclical | 3.15% |
| Communications         | 2.73% |
| Industrial             | 2.58% |
| Utilities              | 1.95% |
| Technology             | 1.53% |
| Energy                 | 0.52% |

### Top 5 Equity Holdings

|                                   |               |
|-----------------------------------|---------------|
| NATIONAL BANK OF GREECE           | 3.47%         |
| OPAP SA                           | 3.14%         |
| HELLENIC TELECOMMUN ORGANIZA      | 2.73%         |
| MYTILINEOS HOLDINGS S.A.          | 1.75%         |
| GEK TERNA HOLDING REAL ESTAT      | 1.70%         |
| <b>% of Top 5 Equity Holdings</b> | <b>12.79%</b> |

### Top 5 Bond Holdings

|                                     |               |
|-------------------------------------|---------------|
| GGB 3.75 30/1/2028                  | 3.71%         |
| MYTIL FIN PARTNERS 29/11/19-1/12/24 | 3.71%         |
| GGB 3.875 12/3/2029                 | 3.25%         |
| GGB 0.00 12/02/2026                 | 2.46%         |
| GGB 0.75 18/06/2031                 | 2.44%         |
| <b>% of Top 5 Bond Holdings</b>     | <b>15.57%</b> |

Important Notice: Mutual Fund's exposure to transferable securities and money market instruments issued by the Hellenic Republic may exceed 35% of Net Asset Value.

## ALPHA TRUST MUTUAL FUND AND ALTERNATIVE INVESTMENT FUND MANAGEMENT S.A.

ALPHA TRUST est. in 1987, is the oldest and largest independent asset manager domiciled in Greece.

Regulated by the Hellenic Capital Market Commission.

Listed in the Alternative Market of the Athens Stock Exchange since 01.08.2008 up to 04.07.2022 and in the Main Market of the Securities Market of the Athens Stock Exchange since 05.07.2022.

Operations in Greece and Luxembourg.

### Products & Services for Private and Institutional Clients


UCITS

AIFs

Discretionary Mandates, Advisory, Reception & transmission of orders

### Contact us

ALPHA TRUST Offices  
21 Tatoiou Street, Kifissia  
Postal Code 145 61. Greece  
Tel. 210. 62.89.100, 210.62.89.300  
Fax. 210.80.89.150  
email: info@alphatrust.gr



## Disclaimer

This should be considered part of the Fund Rule, the Key Investor Information Documents (KIIDs), and the relevant Prospectus. The information contained herein is current at the date of publication, but is subject to change without previous notice. While ALPHA TRUST seeks to ensure that the information is accurate and complete at the date of publication, ALPHA TRUST does not warrant the adequacy, accuracy or completeness of this information and does not accept any liability arising from any inaccuracy or omission in or the use of or reliance on the information. You are advised to verify the accuracy of any information before relying on it. This material should not be relied upon as containing sufficient information to support an investment decision. The information, as included above, is intended solely for the use of the person who has accessed this information and may not be reproduced, distributed or published to any other person. You may copy material of the provided information for your own private or domestic use only. All other copying is prohibited.

Further information on ALPHA TRUST ' s Mutual Funds, including specific information regarding their share classes if any, can be found on the Key Investor Information Documents (KIIDs), the relevant prospectus, the funds' rules and the latest available half yearly and annual reports of each Mutual Fund. The aforementioned documents as well as other information such as funds' prices are available in Greek from our company's website: <https://www.alphatrust.gr> or can be obtained free of charge in hardcopy at the Registered Office of our Company (21, Tatoiou Street, 145 61, Kifissia, Greece) and our company's licensed representatives.

Further information on charges and further details regarding the performance fee, if any, and the relevant calculation methodology can be found in the "Investment and Financial Information" section of the prospectuses which are available in electronic form on the company's website <https://www.alphatrust.gr>.

This document is renewed after the end of each calendar month and is available as above.