

Investment Objective

ALPHA TRUST GLOBAL LEADERS ESG Foreign Equity Fund is an open-end fund incorporated in Greece. The Fund's objective is long-term capital appreciation through investments in a concentrated portfolio of primarily large leader companies of high liquidity. The Fund uses investment themes as a dynamic framework to select the best stock opportunities.

IMPORTANT NOTE: Categorization of the Fund according to article 8 of the SFDR, amendment of the Regulation and its name, based on sub-no. 408 / 25-2-2022 of the approval decision of the Hellenic Capital Market Commission.

Fund Facts	
Legal Form	UCITS
Inception Date	25/11/2010
(last category change)	
Investment Horizon	5 years +
Category	Equity Fund - Global
Benchmark	MSCI World Index (EUR) *
Fund Manager	Chris Aesopos
(since 29/12/2017)	
Fund Size	€10,419,050.82
Net Unit Price	€5.7726
Class Currency	EUR
Subscription Fee	max 0.50%
Redemption Fee	max 0.50%
Management Fee	max 2%
Performance Fee	
Up to 20% on any positive difference between the performance of the NAV per unit and the performance of the current benchmark. It is pointed out that the performance fee will be paid even in case the Fund has negative performance. Any underperformance of the Fund in comparison with the benchmark is recovered before any performance fee is paid. The performance fee is calculated in accordance with ESMA's guidelines on performance fees in UCITS and certain types of AIFs (34-39-992) as they have been applied and incorporated into the supervisory framework of the Hellenic Capital Market Commission from 1.1.2022.	
Depository	Piraeus Bank
ISIN Code	GRF000061009
Bloomberg	ALPTGLF GA
Data Source	ALPHA TRUST, Bloomberg
Data as at	31/03/2025



Cumulative Performance							Annualized Performance			
	YtD	1 Year	3 Years	5 Years	10 Years	Full Years since inception	3 Years	5 Years	10 Years	Full Years since inception
ALPHA TRUST GLOBAL LEADERS ESG FOREIGN EQUITY FUND - R	-0.25%	5.99%	8.59%	57.03%	62.37%	119.07%	2.78%	9.44%	4.96%	5.76%
Benchmark	-6.19%	5.53%	22.42%	98.95%	108.56%	241.90%	6.97%	14.74%	7.62%	9.17%

Data as at 31/03/2025

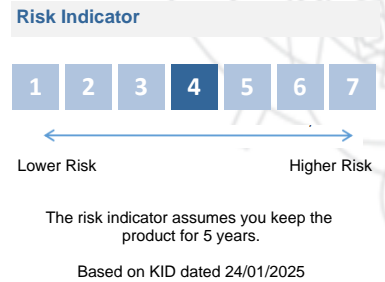
	Calendar Performance									
	2015	2016	2017	2018	2019	2020	2021	2022	2023	2024
ALPHA TRUST GLOBAL LEADERS ESG FOREIGN EQUITY FUND - R	10.79%	3.43%	9.77%	-7.79%	29.08%	2.68%	18.92%	-17.53%	7.95%	15.31%
Benchmark	7.04%	9.35%	7.08%	-5.92%	27.49%	4.64%	29.26%	-14.19%	17.64%	24.81%

	Statistics		
	1 year	3 years	5 years
Beta	0.72	0.78	0.75
Standard Deviation ALPHA TRUST GLOBAL LEADERS ESG FOREIGN EQUITY FUND - R	11.23%	12.68%	12.78%
Standard Deviation Benchmark	13.20%	14.19%	14.80%
Tracking Error	7.10%	6.89%	7.46%
Information Ratio	0.06	-2.01	-5.62

Data as at 31/03/2025

* Benchmark's History: MSCI World EUR Index since 01/01/2018. DOW JONES GLOBAL Index (€) up to 29/12/2017.

It is pointed that updated performances of the Fund are available on the company's website in the **Information Material** section, which you refer.



Portfolio Breakdown

Asset Class Breakdown

Equities	87.88%
Cash	12.12%

Geographical Exposure

UNITED STATES	43.22%
BRITAIN	9.77%
JAPAN	9.33%
HONG KONG	8.70%
FRANCE	5.81%
SWITZERLAND	4.24%
SWEDEN	2.44%
BELGIUM	2.38%
NETHERLANDS	1.98%

Industry Exposure (Equity Holdings)

(Equity Percentage 87.88%)	
Consumer, Non-cyclical	26.50%
Consumer, Cyclical	14.90%
Technology	13.65%
Industrial	12.40%
Communications	10.73%
Energy	3.47%
Basic Materials	2.29%
Financial	2.28%
Utilities	1.67%

Top 10 Equity Holdings

(Equity Percentage 87.88%)	
NESTLE SA	4.24%
ASTRAZENECA PLC	3.79%
GE AEROSPACE	3.00%
ALPHABET CL.C	2.86%
UBER TECHNOLOGIES INC	2.79%
ADOBE INC	2.70%
RECKITT BENCKISER GROUP PLC	2.67%
BYD CO LTD H	2.66%
Johnson & Johnson	2.57%
ELI LILLY & CO	2.44%
% of Top 10 Holdings	29.73%

Fund manager's comment

A change of scenery, compared to the previous quarter, was reflected in the main international stock markets, with the S&P 500 recording losses of -4.6% (\$), while Europe moved positively, (STOXX 600 +5.2% (€)) and Asia (MSCI Asia ex Japan +1.4% (\$)). Losses for Japan (-10% (JPY)), but mitigated by the strengthening of the yen.




The global economic outlook remains uncertain, as geopolitical tensions, trade uncertainty and fiscal constraints will continue to have an impact. Anxiety remains over the tariff package to be announced by the U.S. in early April, and already in geopolitical developments, particularly on Ukraine and the Middle East, the policies being implemented by America are not having any practical effect. In these circumstances, the global economic outlook remains uncertain, outlining a slowdown in the growth of the global economy for 2025.

Stock markets have emerged as hotbeds of promising positive returns, such as Eastern European countries and defense spending companies, and there has been a shift from growth companies to value companies. At the sector level, banking, energy, part of the industrial sector, and utilities stood out. In contrast, the technology sector recorded the most significant losses.

In short, 2025 will be a year full of challenges, but also of opportunities for economies and/or companies that will be able to adapt to the volatile international environment.

ALPHA TRUST MUTUAL FUND AND ALTERNATIVE INVESTMENT FUND MANAGEMENT SINGLE MEMBER S.A.

Contact us
ALPHA TRUST Offices
21 Tatoiou Street, Kifissia
Postal Code 145 61. Greece
Tel. 210. 62.89.100, 210.62.89.300
Fax. 210.80.89.150
email: info@alphatrust.gr

 @alphatrust
 @alphatrust_
 @alphatrust

Disclaimer

This should be considered part of the Fund Rule, the Key Information Documents (KIDs), and the relevant Prospectus. The information contained herein is current at the date of publication, but is subject to change without previous notice. While ALPHA TRUST seeks to ensure that the information is accurate and complete at the date of publication, ALPHA TRUST does not warrant the adequacy, accuracy or completeness of this information and does not accept any liability arising from any inaccuracy or omission in or the use of or reliance on the information. You are advised to verify the accuracy of any information before relying on it. This material should not be relied upon as containing sufficient information to support an investment decision. The information, as included above, is intended solely for the use of the person who has accessed this information and may not be reproduced, distributed or published to any other person. You may copy material of the provided information for your own private or domestic use only. All other copying is prohibited.

Further information on ALPHA TRUST 's Mutual Funds, including specific information regarding their share classes if any, can be found on the Key Information Documents (KIDs), the relevant prospectus, the funds' rules and the latest available half yearly and annual reports of each Mutual Fund. The aforementioned documents as well as other information such as funds' prices are available in Greek from our company's website: <https://www.alphatrust.gr> or can be obtained free of charge in hardcopy at the Registered Office of our Company (21, Tatoiou Street, 145 61, Kifissia, Greece) and our company's licensed representatives.

Further details and useful information on charges, the performance fee model, if any, and the relevant calculation methodology are included in the section "Investment and Financial Information" and in Annex I "Disclosure of information in accordance with the European Securities and Markets Authority (ESMA) Guidelines No 34-39-992, on performance fees in UCITS and certain types of AIFs" of the prospectuses which are available in electronic form on the company's website <https://www.alphatrust.gr>.

"Inception Date" means the Mutual Fund launch date, or if any, the relevant share class activation date.

This document is renewed after the end of each calendar month and is available as above.

